


2020 FLccSC Course Updates & Demo Other Educational Resources for Registrars & Demo Non-Registry Educational Opportunities & Demo 2020 Key Registrar References & Resources

2019-2020 FCDS Educational Webcast Series
January 16, 2020
Steven Peace, CTR



1

CDC & Florida DOH Attribution



"Funding for this conference was made possible (in part) by the Centers for Disease Control and Prevention. The views expressed in written conference materials or publications and by speakers and moderators do not necessarily reflect the official policies of the Department of Health and Human Services, nor does the mention of trade names, commercial practices, or organizations imply endorsement by the US Government."



FCDS would also like to acknowledge the Florida Department of Health for its support of the Florida Cancer Data System, including the development, printing and distribution of materials for the 2019 FCDS Annual Conference and the 2019-2020 FCDS Webcast Series under state contract CODJU. The findings and conclusions in this series are those of the author(s) and do not necessarily represent the official position of the Florida Department of Health.

2



FLccSC LMS – CEU Quiz –FCDS IDEA




- This is a special session that will not require you to take a CEU Quiz.
- However, you must follow these instructions to get a CEU Certificate Award
 - Browse to the course
 - Enroll in the course
 - Open the PDF that contains the slides
 - You do not have to read over the PDF – it is just the slides repeated.
 - Finish the course – you must Finish the course and press the green button.
 - IMPORTANT: If you don't actively go into the course and Finish the course, you WILL NOT get the Certificate.

3

Presentation Outline

- FCDS Annual Educational Conference
- FCDS Annual Educational Webinar Series
- FLccSC Learning Management System Training Opportunities
- FCRA Annual Educational Conference
- FCRA/FCDS Task Force – 2020 Mentorship Program
- SEER Education & Training Opportunities
- NCRA, NAACCR and Other Cancer Registry Education & Training Opportunities
- Important Non-Registry Education & Training Opportunities – Reliable Sources
- 2020 Cancer Registry References and Resources
- Questions



4

FCDS Annual Educational Conference



FCDS Annual Educational Webcast Series

- Occurs Annually from August – February with 6-8 webcasts usually scheduled based on FCDS Annual Mtg Topics and/or what is the latest crucial area of learning for registrars.
- Topics are coordinated with NAACCR 3 hour webinars so we don't cover same topics
- 2 Hour Webcasts with CEUs (Cat A CEUs) – but not always – depends on the topic
- Recorded and Available in FLccSC and on FCDS Public Website following the 'live' session
- Latest Information Available on Multiple Topics Every Year
- CEU Quiz to be awarded any CEUs – attendance-only is not enough to get CEUs
- Schedule is always made available during and after the FCDS Annual Meeting
- Occasional Special Topic Sessions as Needed

FLccSC Learning Management System Training Opportunities

Fundamental Learning Collaborative for the Cancer Surveillance Community

FLccSC Fundamental Learning Collaborative for the Cancer Surveillance Community

What is FLccSC?

The Fundamental Learning Collaborative for the Cancer Surveillance Community (FLccSC) is a cancer surveillance community educational collaboration. FLccSC is a web-based portal, which allows Central Cancer Registries (CCR) to customize a fully functioning state-specific Learning Management System (LMS).

Overview of the State-Specific Learning Management System

The Florida Cancer Data System and the South Carolina Central Cancer Registry developed FLccSC collaboratively. CDC has contracted with NACDD, Florida and South Carolina to provide each NPCR-funded program access to the Fundamental Learning Collaborative for the Cancer Surveillance Community (FLccSC) (pronounced "foice") through January 31, 2021 at no charge.

Documents

- Onboarding Document (PDF)
- One Page Overview (PDF)
- FLccSC Kickoff Webinar April 17, 2019 (PDF)
- Student's Users Manual (PDF)
- Administrator's Users Manual (PDF)
- User Group Meeting 10/29/2019 (PDF)

7

FLccSC Learning Management System Training Opportunities


Fundamental Learning Collaborative for the Cancer Surveillance Community

- FLccSC Members: 42 States, US Territories, Other Central Registries
- Students 2,024
- Students Pending 25
- Course Enrollments 5,165
- Internal Courses 118
- External Courses 114
- Linked Courses 114



FLccSC Learning Management System Training Opportunities Fundamental Learning Collaborative for the Cancer Surveillance Community

- Website Registration
- 2020 FCDS Abstractor Code Test
- Current Education and Training Courses
- Future Education and Training Opportunities
- Course Enrollment
- CEU Quiz
- CEU Certificate
- Monitoring Your Progress
- NAACCR Webinar Recordings and CEU Quizzes
- Other States and Courses



9

FLccSC Learning Management System Training Opportunities Fundamental Learning Collaborative for the Cancer Surveillance Community

The screenshot shows the FLccSC LMS interface. At the top, there is a navigation bar with the FLccSC logo and the text 'Fundamental Learning Collaborative for the Cancer Surveillance Community'. Below this, a sidebar menu lists options: Home, Courses, Profile Editor, Help, Users Manual, Reports, and Log Out. The main content area is titled 'Home' and includes a 'Welcome STEVEN PEACE' message. A central graphic shows a globe connected to several laptops. To the right of the graphic, there is a section titled 'Training and Continuing Education For Florida's Cancer Registration and Surveillance Community' with a sub-header 'The Fundamental Learning Collaborative for the Cancer Surveillance Community'. Below this, a paragraph states: 'Community (FLccSC) learning management system (LMS) was developed to provide cancer surveillance professionals in Florida a web-based educational platform. Courses are designed for students of all experience/skill levels. There are courses and modules for those that are new to the cancer surveillance field and continuing education courses for the seasoned professional. The FCDS Abstractor Code Test is one of the modules in FLccSC.' On the right side of the page, there are two 'News / Info' boxes. The first box is titled 'NAACCR Recorded Webinars Now Available in FLccSC (08/06/2019)' and includes a 'View All Articles' button. The second box is titled 'FCDS Abstractor Code Test Question Bank was updated (04/14/2019)' and includes a 'Please click here for details' link. At the bottom right, there is a partial view of an 'Abstractor Basic' article.

FLccSC Learning Management System Training Opportunities

2020 Revised FCDS Abstracting Basics Course - Topics for ABC Course

ABC Course Revision Outline

1. Course Prerequisites – Medical Terminology, Anatomy and Physiology as Related to Cancer
2. Course Description - Goals, Expectations and Content
3. Introduction to FCDS and Overview of Cancer Reporting in Florida
4. Florida Statutes Related to Cancer Reporting Mandate
5. Cancer Registry Standards (include changes to Registry Standards)
6. Registry References Required (include staying current with References & Resources)
7. Issues of Confidentiality, Privacy and Security – HIPAA
8. FCDS Data Acquisition Manual – Every Data Item Counts
9. FCDS Policies and Procedures
10. FCDS Abstractor Code – A State Requirement for ALL Abstractors
11. FCDS Annual Reporting Deadline – June 30th Each Year
12. Types of Cancers Required to be Reported
13. Types of Cancer Reporting Sources
14. Access to Patient Information and Medical Records
15. Case Identification (Casefinding) and Review for Reportability
16. Keeping a Journal of “Cases Reviewed and Found to Not Be Reportable – Reason Not Reported”
17. General Abstracting Guidelines – Active Neoplasms
18. General Abstracting Guidelines – Inactive Neoplasms
19. Florida Text Documentation Requirements
20. Date of Diagnosis – Estimating Methodology
21. Solid Tumor Rules – Single Versus Multiple Primary Cancers
22. Solid Tumor Rules – Histology Coding Rules
23. Malignant and Lymphoid Neoplasms – Multiple Primary and Histology Coding Rules and Database
24. Benign, Borderline and Malignant Neoplasms of the Brain and Central Nervous System
25. Pediatric Cancers

ABC Course Revision Outline

26. Histology Coding Using ICD-O-3.2
27. Tumor Marker Testing for Histologic Classification
28. Site-Specific/Histology-Specific/Schema-Specific - The Schema ID Concept - How to Use Schema ID
29. Cancer Staging – Summary Stage, EOD, Collaborative Stage, and AJCC TNM Staging
30. Cancer Staging – Site Specific Data Items
31. Tumor Marker Testing for Cancer Treatment Planning
32. Cancer Treatment – Part I – Surgery
33. Cancer Treatment – Part II – Radiation Therapy
34. Cancer Treatment – Part III – Systemic Therapy
35. Patient Tracking and Cancer Status Follow-Up
36. FCDS IDEA Secure Reporting Portal - Introduction and Features – FAA and Other User Roles
37. FCDS Data Submission/Data Transmission Instructions
38. FCDS Data Quality EDITS and Case Acceptance Policy
39. FCDS Data Processing – EDITS, Corrections, Forces (Overrides) and Deletions
40. Resubmission of Data Previously Submitted to FCDS
41. QC Review / Visual Editing of Sample of Cases
42. Data Quality Improvement Program
43. Annual Reporting Completeness Audits – ANCA, Visual Statistics and FAFTP
44. Annual Data Quality Audits
45. External Audits
46. FCDS Main Website
47. FCDS Education and Training Program
48. FLccSC Learning Management System
49. Data Requests and DREAMS
50. Becoming a CTR – NCI and the CTR Examination



FCRA Annual Conference



Member Login | Member Account

FCRA
FLORIDA CANCER
REGISTRARS ASSOCIATION

Home Education About Events News Foundation Membership Contact Us

Florida Cancer Registrars Association

Working together in the fight against cancer

JOIN US TODAY!

Ready to enjoy all of the benefits of membership? [Join Now!](#)



FCRA/FCDS Task Force – 2020 Mentorship Program



- FCRA/FCDS Task Force Meets Monthly to Discuss Florida Cancer Registry Issues
- The Task Force's Designated Project for 2020 is for us to develop a reliable high quality mentorship and candidate CTR sponsorship program to help new abstractors and registrars and candidate CTR registrars with learning, practicum sponsorship, CTR Prep, and identifying funding or sponsorship opportunities, etc.
- We will announce when finalized or possibly when still in development for input.
- We will also be re-posting the FCRA/FCDS Task Force Q&A Button on both the FCRA and FCDS Websites that were accidentally removed when both FCRA and FCDS updated our websites and the links were broken and/or removed – oops!!

13

SEER Education & Training Opportunities

<https://seer.cancer.gov/>

- SEER Training Website (Basic Training for Registrars)
- SEER*Educate (Learn by Doing)
- SEER Advanced Topics for Cancer Registry Professionals Meeting
- Site-Specific Solid Tumor Rules Webinars
- Hematopoietic/Lymphatic Neoplasm DB and Rules Webinars
- SEER Tools (SEER*Rx, SEER*RSA, SEER*Hematopoietic Database, and More)
- Casefinding Lists – Recode Variables – Standardized Site/Histo Groupings, etc.



14

SEER Training Website (Basic Training for Registrars)

<https://training.seer.cancer.gov/>

The screenshot shows the SEER Training Website homepage. At the top left is the NIH logo and the text "NATIONAL CANCER INSTITUTE SEER Training Modules". To the right is a search bar with the placeholder text "Enter Keyword(s)" and a "Search" button. Below the header is a navigation menu with "Home", "Citation", and "Help". On the left side, there is a vertical menu with the following items: "Cancer Registration & Surveillance Modules", "Site-specific Modules", "Resources", "Archived Modules", "Updates", and "Acknowledgements". The main content area features a large heading "Welcome to SEER Training" followed by a paragraph: "Welcome to the fully accessible SEER Training Website. SEER's Training Website was developed to provide web-based training modules for cancer registration and surveillance, but can be used by anyone. The training modules on this site are funded by the U.S. National Cancer Institute's Surveillance, Epidemiology and End Results (SEER) Program." To the right of this text is a blue diamond-shaped logo with the word "SEER" inside. Below the main text is another paragraph: "The SEER Training Website is currently undergoing an update and revision cycle. NCI Subject Matter Experts are determining which materials will require updating and have begun that process. Check the Update section regularly to stay informed as to which materials have been identified for updating and where they stand in the process."

15

SEER*Educate (Learn by Doing)

<https://educate.fredhutch.org/LandingPage.aspx>

The screenshot shows the SEER*Educate landing page. At the top left is the "SEER*Educate" logo and a "Log In" link. The main heading is "Welcome to SEER*Educate" followed by a paragraph: "This comprehensive training platform is tailored specifically for cancer registry professionals to improve technical skills through applied testing on the latest coding guidelines and concepts." To the right of this text is a video player showing a woman working at a computer. Below the main text is a section titled "Why Sign Up?" with three columns: "Free" (Funded by the National Cancer Institute for use by registrars in hospitals and central registries to promote quality data collection), "Learn By Doing" (Hundreds of practice case scenarios provided for coding 60+ data items and detailed rationales displayed in the results), and "CE-Eligible" (An accessible, practical, and self-directed solution for CTRs to earn 20 CE credits per cycle). At the bottom center is a green button labeled "CREATE ACCOUNT".

16

SEER Advanced Topics for Cancer Registry Professionals Meeting

<https://seer.cancer.gov/training/advanced.html>

Home Cancer Statistics SEER Data & Software Registry Operations News About

Home > Registry Operations > Training > SEER Advanced Topics for Registry Professionals

SEER Advanced Topics for Registry Professionals

Information for the next workshop will be posted here when available.

This event is usually held in conjunction with the NCRA Annual meeting. The purpose is to provide advanced training in data collection and coding. Topics and materials are based on the educational needs in the cancer registry community. A Pre-Test completed by registrants prior to attending is often used to assess educational needs. The training specifically targets the educational needs identified in the pre-test.

The SEER registries are required to send representatives to the annual event and participants are responsible for distributing information from the training to all appropriate personnel at their individual registries.

Past Workshops

The recorded sessions from the 2019 SEER Advanced Topics for Registry Professionals workshop is now available on NCRA's Cancer Registry Education website. Click on the link below (or copy into your browser) to find the recorded sessions on the SEER training page. Scroll down the page to the SEER Archived Sessions section and the workshop is the first product listed. You will need to add this to your cart and check out (no payment required) to view the recorded sessions. You will be required to sign in, so if you don't have an account established you will need to create an account to view the recordings. The recorded sessions will load into My Learning Activities (menu tab on website) and you can view immediately or go back to view at any time. If you have problems logging into the system, please contact NCRA's membership department at info@ncra-usa.org or 703-299-6640 ext. 310.

Instructions:

1. Go to www.cancerregistryeducation.org/SEER (Make sure you are using Chrome or Firefox)
2. Login using your NCRA login
3. Find "2018 Workshop: SEER Advanced Topics for Registry Professionals" activity and click "Add to Cart" button.

Instructions:

17

SEER Advanced Topics for Cancer Registry Professionals Meeting

<https://seer.cancer.gov/training/advanced.html>

National Cancer Registrars Association
NCRA's Center for Cancer Registry Education

Go To NCRA Log In / Register

CE Opportunities CTR Prep Cancer Registrar/CTR Resources My Learning Activities Help

SEER Training

NCRA has created this page on the Center for Cancer Registry Education to post important training and educational resources for the Surveillance, Epidemiology, and End Results (SEER) Program.

[Instructions for How to Access Presentations](#)

2018 SEER Solid Tumor Rules Training

The 2018 SEER Solid Tumor Rules (STR) for many anatomical sites were updated for cases diagnosed January 1, 2019 and forward. The STRs have been updated since the original release in June 2018. This series of presentations is based on the most recent update that took place in July 2019. Visit the [SEER web site](#) for the documentation of the revision history.

2018 Solid Tumor Rules: Breast
Denise Harrison, BS, CTR will introduce the SEER Solid Tumor Rules (STR) updates for the anatomical site breast.

Member	Free
Non-Member	Free

ADD TO CART

18

SEER Advanced Topics for Cancer Registry Professionals Meeting

<https://seer.cancer.gov/training/advanced.html>

2018 SEER Solid Tumor Rules Training

The 2018 SEER Solid Tumor Rules (STR) for many anatomical sites were updated for cases diagnosed January 1, 2019 and forward. The STRs have been updated since the original release in June 2018. This series of presentations is based on the most recent update that took place in July 2019. Visit the [SEER web site](#) for the documentation of the revision history.

	2018 Solid Tumor Rules: Breast Denise Harrison, BS, CTR will introduce the SEER Solid Tumor Rules (STR) updates for the anatomical site breast.	Member Non-Member	Free Free	ADD TO CART
	2018 Solid Tumor Rules: Lung Denise Harrison, BS, CTR will introduce the SEER Solid Tumor Rules (STR) updates for the anatomical site lung.	Member Non-Member	Free Free	ADD TO CART
	2018 Solid Tumor Rules: Colon Denise Harrison, BS, CTR will introduce the SEER Solid Tumor Rules (STR) updates for the anatomical site colon.	Member Non-Member	Free Free	ADD TO CART
	2018 Solid Tumor Rules: Renal, Ureter, Bladder, and Other Urinary Denise Harrison, BS, CTR will address the changes to equivalent terms, priority coding, ICD-O primary site codes, and Multiple Primary Rules for each of the aspects of the urinary site.	Member Non-Member	Free Free	ADD TO CART
	2018 SEER Solid Tumor Rules: General Instructions, Part I Denise Harrison, BS, CTR provide a general overview of the updated General Instructions and an introduction to changes in the eight site groups that have been revised in 2018. As part of the overview, the presentation will also provide an introduction to the STRs for breast.	Member Non-Member	Free Free	ADD TO CART
	2018 SEER Solid Tumor Rules: General Instructions, Part II Denise Harrison, BS, CTR provides updates to the following anatomical sites: colon, lung, kidney, urinary and breast. The presentation will address the changes to the equivalent and/or equal terms, specific histology, special rules, and look at updated tables.	Member Non-Member	Free Free	ADD TO CART
SEER Archived Sessions				
	2019 Workshop: SEER Advanced Topics for Registry Professionals View recorded sessions from the workshop held in Denver Colorado May 23-24, 2019.	Member Non-Member	Free Free	ADD TO CART
	2018 Workshop: SEER Advanced Topics for Registry Professionals View recorded sessions from the workshop held in New Orleans, LA on May 24 - 25, 2018.	Member Non-Member	Free Free	ADD TO CART

19

Site-Specific Solid Tumor Rules Webinars

<http://www.cancerregistryeducation.org/SEER>

Surveillance, Epidemiology, and End Results (SEER) Program

SEER Training

NCRA has created this page on the Center for Cancer Registry Education to post important training and educational resources for the Surveillance, Epidemiology, and End Results (SEER) Program.

[Instructions for How to Access Presentations](#)

2018 SEER Solid Tumor Rules Training

The 2018 SEER Solid Tumor Rules (STR) for many anatomical sites were updated for cases diagnosed January 1, 2019 and forward. The STRs have been updated since the original release in June 2018. This series of presentations is based on the most recent update that took place in July 2019. Visit the [SEER web site](#) for the documentation of the revision history.

	2018 Solid Tumor Rules: Breast Denise Harrison, BS, CTR will introduce the SEER Solid Tumor Rules (STR) updates for the anatomical site breast.	Member Non-Member	Free Free	ADD TO CART
	2018 Solid Tumor Rules: Lung Denise Harrison, BS, CTR will introduce the SEER Solid Tumor Rules (STR) updates for the anatomical site lung.	Member Non-Member	Free Free	ADD TO CART
	2018 Solid Tumor Rules: Colon Denise Harrison, BS, CTR will introduce the SEER Solid Tumor Rules (STR) updates for the anatomical site colon.	Member Non-Member	Free Free	ADD TO CART
	2018 Solid Tumor Rules: Renal, Ureter, Bladder, and Other Urinary Denise Harrison, BS, CTR will address the changes to equivalent terms, priority coding, ICD-O primary site codes, and Multiple Primary Rules for each of the aspects of the urinary site.	Member Non-Member	Free Free	ADD TO CART
	2018 SEER Solid Tumor Rules: General Instructions, Part I Denise Harrison, BS, CTR provide a general overview of the updated General Instructions and an introduction to changes in the eight site groups that have been revised in 2018. As part of the overview, the presentation will also provide an introduction to the STRs for breast.	Member Non-Member	Free Free	ADD TO CART
	2018 SEER Solid Tumor Rules: General Instructions, Part II Denise Harrison, BS, CTR provides updates to the following anatomical sites: colon, lung, kidney, urinary and breast. The presentation will address the changes to the equivalent and/or equal terms, specific histology, special rules, and look at updated tables.	Member Non-Member	Free Free	ADD TO CART

20

Hematopoietic/Lymphatic Neoplasm DB and Rules Webinars

<https://seer.cancer.gov/seertools/hemelymph/>

Hematopoietic and Lymphoid Neoplasm Database

Search Database ICD-O-3 Code Lists Downloads

Show Multiple Primaries Calculator

Search

196 neoplasms Show 25 Entries.

ICD-O-3 Morphology	Name
9737/3	ALK-positive large B-cell lymphoma
9870/3	Acute basophilic leukemia
9805/3	Acute biphenotypic leukemia details
None	Acute leukemia of ambiguous lineage, not otherwise specified
9910/3	Acute megakaryoblastic leukemia
9891/3	Acute monoblastic and monocytic leukemia
9911/3	Acute myeloid leukemia (megakaryoblastic) with t(11;22)(p13.3;q13.1); RBM15-MKL1

Heme Coding Manual

21

SEER Tools (SEER*Rx, SEER*RSA, and More)

<https://seer.cancer.gov/seertools/seerrx/>

SEER*Rx Interactive Antineoplastic Drugs Database

Search Database Downloads

Search

Drugs (1922) Regimen (514) Show 25 Entries.

Name	Category	Primary Site	Code?
1,25-Dihydroxyvitamin D3	Differentiation inducing agent		No
1-Methyl-D-tryptophan	Chemotherapy	Melanoma, Other types, NOS	Yes
1018-ISS	Chemotherapy	Lymphoma	Yes
109881	Chemotherapy	Brain cancer	Yes
1311-MIBG	Radiation	Neuroblastoma	No
1311-TM-601	Radiation	Glioma	Yes
17-DMAG	Chemotherapy	Solid tumors	Yes
2,4-Dinitrochlorobenzene	Biologic therapy (BRM, immunotherapy)	AIDS, being studied in Melanoma (EORTC-18851), Opportunistic infection	Yes
2-Alizapride Hydrochloride	Ancillary Agent		No

22

SEER Tools (SEER*Rx, SEER*RSA, and More)

<https://staging.seer.cancer.gov/>

NIH NATIONAL CANCER INSTITUTE
SEER Registrar Staging Assistant

SEER*RSA

Welcome to the SEER*RSA (SEER Registrar Staging Assistant) website. This site is to be used by cancer registrars who abstract and code extent of disease information, and important site-specific predictive and prognostic factors. Instructional manuals are provided elsewhere.

Usage

Use the information on this site to:

- > Code EOD 2018 data items
- > Code Summary Stage 2018
- > Code Site-Specific Data Items (SSDis)
- > Code TNM or CS data items, as appropriate, for 2017 and prior cases

In addition to this site, SEER*RSA data are provided via both an API and software libraries. To learn more, choose from the following links:

[EOD data access](#) [TNM data access](#) [CS data access](#)

View EOD Data Current Version: 1.7

View TNM Data Current Version: 1.9

View CS Data Current Version: 02.05.50

23

SEER Tools (SEER*Rx, SEER*RSA, and More)

https://staging.seer.cancer.gov/eod_public/list/1.7/

NIH NATIONAL CANCER INSTITUTE
SEER Registrar Staging Assistant

Database Version: EOD_PUBLIC v1.7

EOD Data v1.7

[SCHEMA LIST](#) [MANUALS](#) [STAGING CALCULATOR](#) **← IMPORTANT**

EOD Home > Schema List

Cancer Schema List

Standard Search Site/Hist Search Displaying 118 Schemas

Search Term(s) >

Adnexa Uterine Other	Eye Other	Melanoma Choroid and Ciliary Body	Plasma Cell Disorders
Adrenal Gland	Fallopian Tube	Melanoma Conjunctiva	Plasma Cell Myeloma
Ampulla of Vater	Floor of Mouth	Melanoma Head and Neck	Pleural Mesothelioma
Anus	Gallbladder	Melanoma Iris	Primary Cutaneous Lymphoma (excluding MF and SS)
Appendix	Genital Female Other	Melanoma Skin	Primary Peritoneal Carcinoma
Bile Duct Distal	Genital Male Other	Merkel Cell Skin	Prostate
Bile Ducts Intrahepatic	GIST	Middle Ear	Respiratory Other
Bile Ducts Perihilar	Gum	Mouth Other	Retinoblastoma
Biliary Other	Heart, Mediastinum and Pleura	Mycosis Fungoides	Retroperitoneum
Bladder	HemeRetc		

24

SEER Tools (SEER*Rx, SEER*RSA, and More)

[https://staging.seer.cancer.gov/eod_public/schema/1.7/breast/?breadcrumbs=\(~schema_list~\)](https://staging.seer.cancer.gov/eod_public/schema/1.7/breast/?breadcrumbs=(~schema_list~))

Data Items | Staging Methods | Outputs

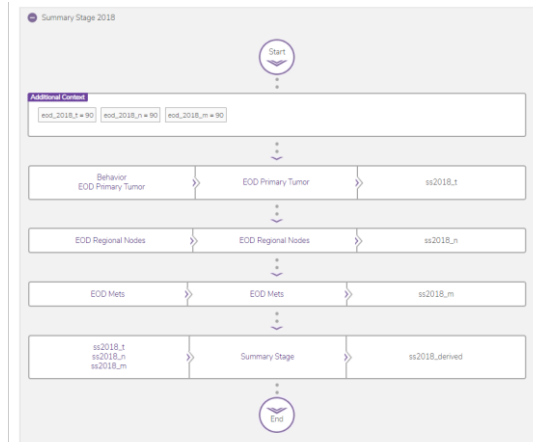
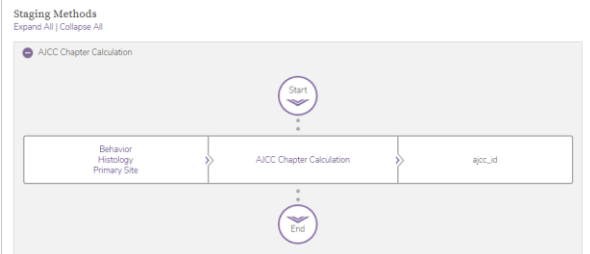
Name	Default Value	Used for Staging	NAACCR Item	Required By	Metadata
Year of Diagnosis	<BLANK>	No	NAACCR #390		None
Primary Site	<BLANK>	Yes	NAACCR #400		None
Histology	<BLANK>	Yes	NAACCR #522		None
Behavior	<BLANK>	Yes	NAACCR #523		None
Tumor Size Clinical	<BLANK>	No	NAACCR #752		None
Tumor Size Pathological	<BLANK>	No	NAACCR #754		None
Tumor Size Summary	999	Yes	NAACCR #756		None
Regional Nodes Positive	99	No	NAACCR #820		None
Regional Nodes Examined	99	No	NAACCR #830		None
Sentinel Lymph Nodes Positive	99	No	NAACCR #835		None
Sentinel Lymph Nodes Examined	99	No	NAACCR #834		None
LVI	9	No	NAACCR #1182		None
RX Summ Surgery/Radiation Sequence	<BLANK>	No	NAACCR #1180		None
RX Summ Systemic/Surgery Sequence	<BLANK>	No	NAACCR #1639		None
EOD Primary Tumor	999	Yes	NAACCR #772		None
EOD Regional Nodes	999	Yes	NAACCR #774		None
EOD Mets	00	Yes	NAACCR #776		None
SS2018	<BLANK>	No	NAACCR #764		None
Grade Clinical	9	Yes	NAACCR #3843	All	SSDI
Grade Pathological	9	Yes	NAACCR #3844	All	SSDI
Grade Post Therapy	<BLANK>	No	NAACCR #3845	CCCR/Canada COC NPCR SEER	SSDI

Lymph Nodes Positive Axillary Level I-III	XB	Yes	NAACCR #3882	All	SSDI
ER Summary	9	Yes	NAACCR #3827	All	SSDI
ER Percent Positive	XXB	No	NAACCR #3826	COC	SSDI
ER Allred Score	XB	No	NAACCR #3828	COC	SSDI
PR Summary	9	Yes	NAACCR #3915	All	SSDI
PR Percent Positive	XXB	No	NAACCR #3914	COC	SSDI
PR Allred Score	XB	No	NAACCR #3916	COC	SSDI
HER2 Overall Summary	9	Yes	NAACCR #3855	All	SSDI
HER2 IHC Summary	8	No	NAACCR #3850	CCCR/Canada COC	SSDI
HER2 ISH Summary	8	No	NAACCR #3854	CCCR/Canada COC	SSDI
HER2 ISH DP Ratio	XX.B	No	NAACCR #3852	COC	SSDI
HER2 ISH DP Copy No	XX.B	No	NAACCR #3851	COC	SSDI
HER2 ISH SP Copy No	XX.B	No	NAACCR #3853	COC	SSDI
Ki-67 (MB-1)	XXX.B	No	NAACCR #3863	COC	SSDI
Oncotype DX Recur Score	XX9	Yes	NAACCR #3904	All	SSDI
Oncotype DX Risk Level Invasive	8	No	NAACCR #3906	COC	SSDI
Oncotype DX Recur Score - DCIS	XXB	No	NAACCR #3903	COC	SSDI
Oncotype DX Risk Level - DCIS	8	No	NAACCR #3905	COC	SSDI
Multigene Signature Method	8	No	NAACCR #3894	COC	SSDI
Multigene Signature Result	XB	No	NAACCR #3895	COC SEER	SSDI
Response Neoadjuv Therapy	8	No	NAACCR #3922	COC	SSDI

SEER Tools (SEER*Rx, SEER*RSA, and More)

[https://staging.seer.cancer.gov/eod_public/schema/1.7/breast/?breadcrumbs=\(~schema_list~\)](https://staging.seer.cancer.gov/eod_public/schema/1.7/breast/?breadcrumbs=(~schema_list~))

Data Items | Staging Methods | Outputs



SEER Tools (SEER*Rx, SEER*RSA, and More)

https://staging.seer.cancer.gov/eod_public/list/1.7/

AJCC Chapter Calculation

Collapsed Table

Full Table

Primary Site	Histology	Behavior	AJCC ID	Description
C500-C506-C508-C509	8000, 8010, 8022, 8032, 8035, 8041, 8070, 8140, 8200, 8211, 8246, 8255, 8290, 8314-8315, 8401, 8410, 8430, 8480, 8502, 8509-8510, 8513, 8520-8525, 8530, 8541, 8550, 8570-8572, 8574-8575, 8982-8983	2	XX	Other Breast
C500-C506-C508-C509	8201, 8500-8501, 8503-8504, 8507, 8540, 8543	2	48.1	Breast DCIS
C500-C506-C508-C509	8000, 8010, 8022, 8032, 8035, 8041, 8070, 8140, 8200-8201, 8211, 8246, 8255, 8290, 8314-8315, 8401, 8410, 8430, 8480, 8500-8504, 8507, 8509-8510, 8513, 8520-8525, 8530, 8540-8541, 8543, 8550, 8570-8572, 8574-8575, 8982-8983	3	48.2	Breast Invasive
C500-C506-C508-C509	8001-8005, 8011-8021, 8023-8031, 8033-8034, 8040, 8042-8060, 8071-8131, 8141-8191, 8202-8210, 8212-8245, 8247-8254, 8256-8281, 8300-8313, 8316-8400, 8402-8409, 8413-8420, 8440-8474, 8481-8490, 8505-8506, 8508, 8512, 8514-8519, 8542, 8551-8562, 8573, 8576-8700, 9700-9701	<Any value>	XX	Other Breast
C501-C506-C508-C509	8720-8790	<Any value>	XX	Other Breast

27

National Program of Cancer Registries (NPCR)

<https://www.cdc.gov/cancer/npcr/index.htm>

The screenshot shows the CDC website for the National Program of Cancer Registries (NPCR). At the top, there is the CDC logo and a search bar. Below that, the page title 'National Program of Cancer Registries (NPCR)' is displayed. The main content area features a large banner with the text 'Measuring progress. Targeting action.' and an image of a diverse group of people celebrating. Below the banner, there are four columns of content, each with a small image and a brief description of the resource:

- Cancer Registries' Value for You:** Learn how registries work, and how they answer important questions about cancer.
- United States Cancer Statistics:** Use the Data Visualizations Tool or the Public Use Database to access United States Cancer Statistics.
- Understanding Cancer Data:** Find out about NPCR's high-quality population-based cancer data.
- Registry Tools and Software:** Learn about software and tools available for collecting and processing, editing, and securing registry data.

28

FCDS Statistics Pages

<https://fcds.med.miami.edu/inc/statistics.shtml>

Cancer Control PLANET - Plan, Link, Act, Network with Evidence-based Tools

<https://cancercontrolplanet.cancer.gov/planet/>

NCRA, NAACCR, NPCR, CoC, AJCC and Other Cancer Registry Education & Training Opportunities

- NCRA Website (Annual Conference, Webinars, CTR Exam Prep) - <http://www.ncra-usa.org/>
- NCRA Center for Cancer Registry Education - <http://www.cancerregistryeducation.org/>
- NAACCR Website (Annual Conference, Webinars, CTR Exam Prep) - <https://www.naacr.org/>
- NPCR Website (NETS Training Series) - Revised and in FLccSC - very soon!! – <http://www.cdc.gov/cancer/>
- CoC Website - <https://www.facs.org/quality-programs/cancer> and NCDB: The Corner Store & CoC News Page
- AJCC Website - <https://cancerstaging.org/>
- CBTRUS Website - <http://www.cbtrus.org> – Central Brain Tumor Registry of U.S.
- Brain Tumor Guide - <https://www.cdc.gov/cancer/npcr/pdf/btr/braintumorguide.pdf>
- CAP - <https://www.cap.org/> - CAP Cancer Protocols/Checklists and CAP Biomarker Protocols/Checklists
- Cancer Registrar's Guide to Collecting Industry and Occupation - <https://www.cdc.gov/niosh/docs/2011-173/>

31

Non-Registry Education & Training Opportunities Reliable Sources

- National Cancer Institute - <https://www.cancer.gov>
- American Cancer Society - <https://www.cancer.org>
- ACS Cancer Facts and Figures – <https://www.cancer.org/research/cancer-facts-statistics.html>
- National Comprehensive Cancer Network - <https://www.nccn.org/>
- Mayo Clinic Cancer Information Resources - <https://www.mayoclinic.org>
- MD Anderson Cancer Information Resources - <https://www.mdanderson.org>
- Johns Hopkins Cancer Information Resources - https://www.hopkinsmedicine.org/kimmel_cancer_center/
- Memorial Sloan Kettering Cancer Information Resources - www.mskcc.org go to Healthcare Professionals Tab
- **Professional Peer Reviewed Publications – various**
 - Internet Searches – Be Cautious / Verify Information
 - Always Utilize Reliable Sources – Regardless of Topic
 - Always Use Reliable Professional Peer-Reviewed Medical and Research Journals
 - Is this a Sponsored Public Information Site or a Patient Advocacy Site or a Pharma/Promotional Site?
 - Informational Publication or Website –vs- Research Publication or Website –vs- Promotional
 - Always Check Source(s) of Information & Check the Date of Publication – Is it Current?
 - Verify by Comparing Multiple Sources When Information is Questionable
- Wikipedia - <https://en.wikipedia.org> - can use with caution but verify what you read

- Universities sites (.edu)
- Government web pages (.gov)
- non-governmental organization page (.org)
- Magazines, Newspapers, media
- Wikipedia
- Blogs
- Social media



Is it Current?

When was it published? Are their references current? Is currency important for your topic?

Is it Relevant?

Does the info relate to my topic? What audience is it written for? Is it at an appropriate level for my needs?

Is it Authoritative?

Who is the author/organization? Are they qualified? Is it edited or peer-reviewed? If a website, does the URL tell you anything?

Is it Accurate?

Where does the information come from? Are there references? Are there errors, broken links etc.

What is its Purpose?

What's the purpose of the information? Advertising? Scholarly work? Opinion? Is there bias?



2020 Registrar References & Resources

2020 Cancer Registry References and Resources

APPENDIX P – REFERENCES AND RESOURCES FOR REGISTRARS – updated August 15, 2018

2018 References and Resources for Cancer Registrars		
2018 REQUIRED References	Web Address For Source	Notes
2018 FCDS Data Acquisition Manual (DAM)	http://www.fcds.med.miami.edu/nc/DAM.shtml	Details cancer data reporting guidelines and casefinding mechanisms for identifying reportable cancers.
2018 Casefinding List of ICD-10-CM Required Codes	http://www.fcds.med.miami.edu/nc/DAM.shtml	ICD-10-CM for 2018 Casefinding - General Range and Individual Code Lists are available in the FCDS DAM
2018 MPH Rules - Solid Tumors MPH Rules PLUS Interactive Solid Tumors Database for Coding	https://seer.cancer.gov/tools/solidmanor/	On the home page click on "Information for Cancer Registrars", MPH Rules
2018 MPH Rules - Heme/Lymph Neoplasm MPH Rules PLUS Interactive Heme/Lymph Database for Coding	http://seer.cancer.gov/seertools/hemelymph/	On the home page click on "Information for Cancer Registrars", Hematopoietic & Lymphoid Neoplasm Project
ICD-O-3 2010 and 2018 Updates and Coding Materials Also See 2018 FCDS DAM for ICD-O-3 Updates	https://seer.cancer.gov/icd-o-3/	On the home page click "Data Collection Tools", Errata and Clarifications".
Site-Specific Data Items Manual (SSDI Manual), SSDI Coding Instructions, and SSDI Coding Application	https://apps.nasaccr.org/ssdi/list/	
2018 Grade Manual, Grade Coding Instructions and Tables, and Grade Coding Application	https://apps.nasaccr.org/grade/list/	
SEER Summary Staging Manual 2018 and any errata Required for ALL 2018+ Cases	http://seer.cancer.gov/tools/ssm/	
SEER *Rx - Interactive Drug Database	http://seer.cancer.gov/seertools/seerx/	A one-step lookup for coding oncology drug and regimen treatment categories in cancer registries
Collaborative Stage Data Collection System - v02.05 Part I Reference for Site-Specific Factor Coding ONLY.	http://www.cancerstaging.org/stage	Collaborative Stage Data Collection System is no longer supported or in use in the United States beginning 1/1/2016.
Brain & CNS Tumor Reporting	http://www.edc.gov/cancer/ncra/training	Brain Tumor Registry Reporting Materials
TEXT DOCUMENTATION	http://www.cancerregistryeducation.org/tr	Free Download - NCRA Informational Abstracts - Guidelines for Text Documentation by Cancer Site
Online Help For Abstracting Questions		
Ask a SEER Registrar/SEER Inquiry System	http://www.seer.cancer.gov/registrars/contact.html	Type in a topic, search, and it will show you similar questions that other registrars have submitted along with the answers.
CAnswer Forum (Interactive Q&A Bulletin Board)	http://cancerbulletin.fcacs.org/forums/	Type in a topic, search, and it will show you similar questions that other registrars have submitted along with the answers.

2020 Cancer Registry References and Resources

Reference Name	Medium	Effective Date	Latest Update	URL
2018 FCDS Complete Casefinding List (ref. 2018 FCDS DAM, Appendix O for all ICD-10 CM Codes)	PDF	1/1/2018	10/1/2018	https://fcds.med.miami.edu/inc/downloads.shtml
2018 FCDS Data Acquisition Manual – FCDS DAM 2018	PDF	1/1/2018	8/15/2018	https://fcds.med.miami.edu/inc/downloads.shtml
2018 Guidelines for ICD-O-3 Histology Code and Behavior Update	PDF/Excel	1/1/2018	2/8/2019	https://www.naaccr.org/2018-implementation/#histology
2018 New ICD-O-3 Codes	PDF/Excel	1/1/2018	08/22/2018 errata	https://www.naaccr.org/2018-implementation/#histology
2018 SEER Coding and Staging Manual	PDF	1/1/2018	2/1/2018	https://seer.cancer.gov/tools/codingmanuals/index.html
2018 SEER Complete ICD-10-CM Codes for Casefinding Lists (short list and detailed list)	PDF/Excel	10/1/2018	10/1/2018	https://seer.cancer.gov/tools/casefinding/
2018 SEER Summary Staging Manual – SS2018	PDF	9/1/2019	v1.7	https://seer.cancer.gov/tools/ssm/
2018 Solid Tumor Rules	PDF	1/1/2018	8/20/2018	https://seer.cancer.gov/tools/solidtumor/
2019 CTR Exam Handbook and CTR Exam Resources	PDF	1/1/2019	1/1/2019	http://www.ncra-usa.org/Portals/68/PDFs/Certification%20PDFs/CTR-Exam-Handbook2019.pdf?ver=2018-12-19-110923-987
2019 FCDS Complete Casefinding List (ref. 2019 FCDS DAM, Appendix O for all ICD-10-CM Codes)	PDF	pending	pending	https://fcds.med.miami.edu/inc/downloads.shtml
2019 FCDS Data Acquisition Manual – FCDS DAM 2019	PDF	1/1/2018	Pending	https://fcds.med.miami.edu/inc/downloads.shtml
2019 SEER Complete ICD-10-CM Codes for Casefinding Lists (short list and detailed list)	PDF/Excel	10/1/2019	10/1/2019	https://seer.cancer.gov/tools/casefinding/
2019 Solid Tumor Rules	PDF	7/1/2019	Jul-19	https://seer.cancer.gov/tools/solidtumor/
AJCC Cancer Staging Manual 8 th edition - Chapter 48. Breast (entire chapter replaced)	PDF	1/1/2018	8 th edition	https://seer.cancer.gov/tools/ssm/
AJCC Cancer Staging Manual, 8 th Ed. (3 different printings available)	Printed/e-book	1/1/2018	8 th edition	https://www.springer.com/us/book/9783319406176
AJCC Histology and Topography Code Supplement, 8th Ed. (AJCC ID Resource)	Excel	2018	8/20/2018	https://cancerstaging.org/references-tools/deskreferences/Pages/8EUpdates.aspx#Histology/Topography
AJCC In Situ Neoplasia AJCC 8 th Ed.	PDF	1/1/2018	1/1/2018	https://cancerstaging.org/references-tools/deskreferences/Pages/8EUpdates.aspx#Histology/Topography
AJCC Node Status Not Required Rare Circumstances AJCC 8 th Ed.	PDF	1/1/2018	1/1/2018	https://cancerstaging.org/CSE/Registrar/Documents/Node%20Status%20Not%20Required%20Rare%20Circumstances%20(1).pdf
AJCC Staging Rules 8 th Ed.	PDF	1/1/2018	1/1/2018	https://cancerstaging.org/CSE/general/Documents/AJCC%20Staging%20Rules%208th%20Ed.pdf
Cancer Program Standards: Ensuring Patient-Centered Care	PDF	1/1/2016	1/1/2016	https://www.facs.org/quality-programs/cancer/coc/standards
CTR Guide to Coding Radiation Therapy Treatment in the STORE	PDF	1/1/2018	03/15/2019 v1.0	https://www.facs.org/-/media/files/quality-programs/cancer/ncdb/case_studies_coding_radiation_treatment_asxh7a-en
FCDS Website	On-line Only	1/1/2005	current	https://fcds.med.miami.edu/inc/welcome.shtml
Fundamental Learning Collaborative for the Cancer Surveillance Community - FLCcSC	On-line Only	7/1/2017	Content Added	https://flc.fcds.med.miami.edu/
Grade Coding Manual – Grade Manual	PDF	Aug-19	v1.7	https://apps.naaccr.org/ssdi/bs/
ICD-O-3 Complete Code List	Excel	7/2/2018	1/1/2018	https://www.who.int/classifications/icd/adaptations/oncology/en/
ICD-O-3 Errata and Clarifications	PDF	5/22/2001	5/22/2001	https://seer.cancer.gov/icd-o-3/
ICD-O-3 Manual, 3 rd edition	PDF/printed	1/1/2000	Errata & Updates	https://seer.cancer.gov/icd-o-3/
ICD-O-3 Site/Type Tables	Excel	6/18/2019	6/18/2019	https://seer.cancer.gov/icd-o-3/
ICD-O-3 Updates for 2010	PDF	1/1/2018	08/22/2018 errata	https://seer.cancer.gov/icd-o-3/
ICD-O-3 Updates for 2010	PDF	1/1/2010	1/1/2010	https://seer.cancer.gov/icd-o-3/
ICD-O-3 Updates for 2018	PDF/Excel	1/1/2018	08/22/2018 errata	https://seer.cancer.gov/icd-o-3/
NAACCR Vol II – Data Standards and Data Dictionary, v18	On-Line Only	1/1/2018	11/7/2018	https://www.naaccr.org/data-standards-data-dictionary/
SEER Hematopoietic and Lymphoid Database	On-Line Only	Periodic Update	2/22/2019	http://seer.cancer.gov/seer/tools/hemelmh/
SEER Hematopoietic Coding Manual	PDF	1/1/2018	1/1/2018	https://seer.cancer.gov/seer/tools/hemelmh/
SEER [®] Rx Interactive Antineoplastic Drugs Database	On-Line Only	Monthly Update	SEER [®] Rx	https://seer.cancer.gov/tools/seerrx/
Site-Specific Data Item Manual & Appendix A&B - SSDI Manual	PDF	9/1/2019	v1.7	https://apps.naaccr.org/ssdi/list/
Standards for Oncology Registry Entry – STORE	PDF	1/1/2018	08/16/2018 v1.0	https://www.facs.org/quality-programs/cancer/ncdb/registrymanuals/cocmanual
SEER [®] RSA Seer Registrar Staging Assistant	On-line Only	1/1/2018	current	https://seer.cancer.gov/tools/staging/rxa.html

35

2020 Cancer Registry References and Resources

- Updates to Standards Not Included in Currently Available Spreadsheets
 - 2020 CoC Cancer Program Standards - <https://www.facs.org/quality-programs/cancer/coc/2020-standards>
 - 2020 CTR Exam Handbook - <http://www.ncra-usa.org/Portals/68/PDFs/CertificationPDFs/CTRExamHandbook2020.pdf>

36

2020 Cancer Registry References and Resources JRM Winter 2018

How I Do It

Registry Resources: A Summary Resource Guide for Education, Training, and Online Help for New and Current Cancer Registrars: Part III

Vickie Hawhee, MEd, CTR; Vonetta L. Williams, PhD, MPH, CTR

Introduction

The Registry Resources Guide for Cancer Registrars was first published in this journal in 2015, presented as a list of current resources that registry personnel could use. The list has become longer since then, with many new resources being added in 2018, a year with many changes. Trying to keep up with all the new resources can be daunting for a new certified tumor registrar (CTR) as well as the seasoned professional. This list of resources is not meant to be comprehensive, but rather should serve as a foundation for all things cancer registry.

Methods

The Registry Resources Guide was initially developed to aid new employees when training and with setting up their computer for ease of access to all references. The guide was then expanded to aid employees outside of the cancer registry who work directly with the data, helping those employees understand what we report, how we report it, and why.

Results

The Registry Resources Guide is divided into the following resource categories:

- American College of Surgeons, Commission on Cancer (CoC)
- American Joint Committee on Cancer (AJCC)

- Surveillance, Epidemiology, and End Results (SEER) Program
- World Health Organization (WHO)
- North American Association of Central Cancer Registries (NAACCR)
- Physician and Facility Information
- National Treatment Guidelines
- Chemotherapy/Systemic Drug and Regimen Information
- Follow-up/Outcome
- National Organizations
- Education and Training
- Other Resources

Conclusion

In summary, the Registry Resources Guide should be useful and beneficial to new and current cancer registrars; further development of this guide can incorporate your specific state standards along with any other resources that you use on a regular basis that were not included.

Contact

Vicki Hawhee, MEd, CTR, is the quality control/education specialist for Moffitt Cancer Center in Tampa, Florida. She can be contacted at Vicki.Hawhee@moffitt.org with any questions.

2020 Cancer Registry References and Resources JRM Winter 2018


Registry Resources Guide for Cancer Registrars			
Name of Resource	Website	Description	Comments
STORE: Standards for Oncology Registry Entry (cases diagnosed beginning 01/01/2018)	https://www.facs.org/quality-programs/cancer/nccdb/registrymanuals/cocmanuals	Manual used for abstracting cases diagnosed 01/01/2018 and forward, including new radiation data items	Use the correct manual based on the diagnosis year
FORDS—Facility Oncology Registry Data Standards (used for cases diagnosed from 01/01/2003–12/31/2017)	https://www.facs.org/quality-programs/cancer/nccdb/registrymanuals/cocmanuals/fordmanual	Manual used for abstracting cases diagnosed 2003–2017	Use the correct manual based on the diagnosis year
ROADS (Registry Operations and Data Standards)—Used for cases diagnosed from 01/01/1996–12/31/2002	https://www.facs.org/quality-programs/cancer/nccdb/registrymanuals/cocmanuals	Manual used for abstracting cases diagnosed 1996–2002	Use the correct manual based on the diagnosis year
Cancer Program Standards	https://www.facs.org/quality%20programs/cancer/coc/standards	Downloadable copy of the standards required for CoC facilities.	Make sure you are using the correct (most updated) version
Canvser Forum	http://cancerbulletin.facs.org/forums/	Virtual bulletin board for CoC questions including AJCC, TNM staging, STORE, NCCDB, CoC standards, etc.	Need to sign up and be assigned a login. Can search for information on AJCC, TNM, STORE, COC standards, and NCCDB
CoC Data Links	https://www.facs.org/quality%20programs/cancer/nccdb	National Cancer Database	Used for RQRS, CP3R, NCCDB submissions and SAR
American Joint Committee on Cancer (AJCC)			
AJCC Registrar Education	https://cancerstaging.org/CSE/Registrar/Pages/default.aspx	Self-guided education	Instructions on staging and using the AJCC manual
AJCC 8th edition webinars	https://cancerstaging.org/CSE/Registrar/Pages/Eight-Edition-Webinars.aspx	Various webinars that include staging rules for the 8th edition	Free webinars
AJCC Curriculum for Registrars (7th Edition)	https://cancerstaging.org/CSE/Registrar/Pages/AJCC-Curriculum.aspx	Self-guided education based on 7th edition; great introduction into staging concepts	Free webinars; provide a great foundation for staging
AJCC Disease Site Webinars (7th edition)	https://cancerstaging.org/CSE/Registrar/Pages/Disease-Site-Webinars.aspx	Site-specific webinars for melanoma, lung, breast, prostate, and colorectal cases	Free webinars; based on the 7th edition but give a great foundation
AJCC Past Editions	https://cancerstaging.org/references-tools/dekreferences/Pages/default.aspx	Past editions of the AJCC staging manual available online	Make sure to use the correct version based on the date of diagnosis
AJCC channel on YouTube	https://www.youtube.com/user/AJCCancer	Various videos 3–9 minutes long giving instruction in staging.	
AJCC 8th Edition	https://www.springer.com/us/book/9783319406176	ISBN 978-3-319-40617-6	May be able to find the text offered for sale by different retailers
AJCC 8th edition Staging form Supplement	https://cancerstaging.org/references-tools/dekreferences/Pages/Cancer-Staging-Form.aspx	104 printable staging forms for each staging system	May be downloaded for free

2020 Cancer Registry References and Resources FCDS Annual Conference 7/31/2019 Presentation & Recording

https://fcds.med.miami.edu/downloads/AnnualMeetings/Annual2019/Day1_1200_Steve_How%20to%20Find%20and%20Navigate%20Required%20Resources.pdf


HOW TO FIND AND NAVIGATE REQUIRED RESOURCES FOR 2018>

FCDS ANNUAL CONFERENCE
7/31/2019
ORLANDO, FLORIDA
STEVEN PEACE, CTR



39

QUESTIONS



40